

Exam General Instruction - *Must Read*

#1, Keep the Camera On during Exam

#2. No material reference or support from other sources or google or chatgpt is allowed.

#3. Print the Question Paper and write the answer in the designed sections.
or / else

#3.1 In case you have limitation on Printing use a Plain A4 sheet or College Rules sheets.

#4. Write your Name, Grade and Date in Each Page

#5. Before you leave make sure you have uploaded the Answers sheet and Teacher received and acknowledged it - *else you will marked Absent*

Instruction to Upload the Answer Sheet

File Format: After Completing the exam, scan and upload the pages in the same order of Page numbers as **1 single document as *.docx, *.pdf, *.zip**

FileName: StudentName_Grade_Exam3

Arul_Mazhalai_Exam3.pdf or docx or zip[jpg all pages]

*Completed Exam sheet
Upload URL*

<https://kinder.aruttamil.org>



Writing

Let's Fill The English Word -


(2X 5 = 10)



_____ - சதுரம்




_____ - முக்கோணம்



_____ - வட்டம்



_____ - செவ்வகம்



_____ - ஐங்கோண



Writing

Let's Fill The Missing First Tamil Letters
தமிழ் எழுத்துக்களை நிரப்புவோம்

(5 x 2 = 10)



User these letters - சி, க, ஓ, கு, அ

1. _____ ங்கம்
2. _____ ரடி
3. _____ ட்ணகம்
4. _____ திரை
5. _____ ணில்



Writing

(5 × 2 = 10)

Let's Fill The one letter Tamil word

ஒரே எழுத்து சொற்கள்



.....



.....



.....



.....




.....



READING

(5 X 3 = 15)

Let's Fill The Missing Tamil Letters





READING

(5 X 3 = 15)

Match the Following Expressions

மகிழ்ச்சி



Laugh

பயம்



Shock

சிரிப்பு



Sad

வருத்தம்



Fear

அதிர்ச்சி



Happy



LISTENING AND SPEAKING

இந்த படத்தில் உள்ள தகவல்கள் பற்றி உங்கள் ஆசிரியரிடம் (2 x 20 = 40)
தமிழில் பேசவும்

See the below pictures and speak / voice 5 related sentences - Any order and multiple sentences for a given picture is permissible.
Teacher may ask questions, please LISTEN and answer

20 Marks for Speaking & 20 Marks for Listening and Answering

